

# CHILD PROOFERS

## INSIDE:

- ★ Childproofing for a Safer Home
- ★ Harmful House Products
- ★ Safe Plants (Comprehensive List)
- ★ Car, Bicycle, and Outdoor Safety
- ★ Child Safety Resources



I SURE AM  
GROWING  
FAST!

## CREATE A SAFE ENVIRONMENT FOR YOUR FAMILY

FREE SAFETY CONSULTATION - (847) 650-2519

## A SAFE ENVIRONMENT

A & H Childproofers are proud to help create a safe place for your family. We offer a free safety consultation and evaluation with a certified professional safety expert. We help you understand dangers in your home and take steps to eradicate them, creating a safe space for you and your loved ones.

The first two years of life are the most critical for your child's development. According to the American Academy of Pediatrics, 90% of a child's personality, growth and intelligence develop during this time. It is essential to provide a safe, nurturing environment for your child to learn, grow, and explore during these early years. Our experts are here to educate you and provide the tools and advice necessary to create the safe environment you need for your child to flourish.



Most children do not develop their motor skills before 6 months of age. However, there are a small percentage of children who actually take their first steps by then. You may hear others say, ***“my child was never interested in cabinets, outlets or vents.”*** This is the exception, not the rule. ***It is not a question as to whether your child will be attracted to potential hazards in your home, but when.*** Accidents happen most often when you least expect it, and without warning. Are your preventive measures and childproofing practices up to date?

Most products we use are not found in stores. All meet or exceed standards of the International Association for Child Safety®.

**MYTH:** “It’s not necessary to childproof, I always keep a close eye on my baby”

**FACT:** Unintentional injury is the leading cause of death among children under 14. 45% of unintended injuries occur in or around the home. Nine out of ten of these accidents could have been prevented with proper safety measures.

**COULD YOU USE AN HOUR OF FREE EDUCATIONAL TIME WITH A CERTIFIED PROFESSIONAL SAFETY EXPERT?**

# CHILD DEVELOPMENT AND CHILDPROOFING

## Newborn to 3 Months

### Why childproof at this early stage?

- ♥ Parent Training — gives you time to get familiar with the installed safety products, and use them consistently
- ♥ If the child never has access to off limits areas, there will not be an issue of having to take items away that the child should not have

## 3 to 6 Months

### Baby may start to sit on his/her own, reach and place objects in mouth, roll, or crawl

#### RECOMMENDATIONS:

- ♥ Remove or relocate items within 1-2 feet of the floor that pose a risk to your child
- ♥ Cover electrical outlets with outlet covers, do not use electrical inserts or plugs, they pose a choking hazard
- ♥ Eliminate access to electrical cords with a cord keeper
- ♥ Block access to stairs and other restricted areas with gates
- ♥ Lock cabinets to prevent children from reaching dangerous products or chemicals

## 6 to 12 Months

### Baby may crawl, pull up, stand, move along furniture, walk or climb

#### RECOMMENDATIONS:

- ♥ Remove/relocate items within 3-4 feet of the floor that pose a risk to your child
- ♥ Anchor furniture and shelving to the wall to prevent from falling
- ♥ Cover sharp edges and corners
- ♥ Secure appliance doors and controls
- ♥ Move items away from tables and counter top edges
- ♥ Replace doorstops with non-toxic, child safe options

## 12 to 18 Months

### Child may walk, climb, run, pull/push, and dump things

#### RECOMMENDATIONS:

- ♥ Secure doors to off limit areas (front door, garage, sliding glass doors, doors to office, exercise rooms)
- ♥ Remove sharp items from counters and keep small appliances unplugged and completely out of reach

## 18 Months to 2+ Years of Age

**All of your child's motor skills are present but not perfected. Children will experiment with, and explore their environment to improve / practice these skills.**

#### RECOMMENDATIONS:

- ♥ Childproofing should be completed by now. If a parent waits until this point, there may be severe re-training and behavior management issues. At this age, children are entering a very independence-driven stage, taking objects away that they have had previous access to will cause the child to challenge the parents' decisions.
- ♥ At this age, children still do not fully comprehend the words "no" and "don't" or the consequences

**"I ONLY TURNED  
MY BACK FOR  
A SECOND!"**

(One of the most heard  
statements in hospital  
emergency rooms)

## POISON PREVENTION

Each year, thousands of children are treated for unintentional poisonings and hundreds die. It's so important to prevent your children from accessing the poisons in your home.

**Cosmetics/Personal Care Products are the #1 Cause of Child Poisonings (Cleaning Substances are #2)**

- ♥ Do not rely on child resistant packaging alone
- ♥ Know your products — learn which ones are poisonous — Read Labels
- ♥ Keep medicines and toxic products in their original containers and out of reach
- ♥ Keep poisons, chemicals, and dangerous products locked away in cabinets and return to safe storage immediately after use
- ♥ Do not leave medication in the trash — throw out just before trash pick up, or take to pharmacy for safe disposal so children and animals cannot get to it

## HARMFUL HOUSE PRODUCTS

The following products are very dangerous when ingested and must be kept out of reach of children. Please call Poison Control if you believe your child has ingested a harmful product.

Acids	Detergent	Matches	Rust Remover
Adhesives	Dishwater Detergent	Meat Tenderizer	Razors
Aerosol Cans	Disinfectant	MEDICATIONS	Rug Cleaner
Aftershave	Drain Cleaner	Metal Cleaner	Salts & Spices
Air Fresheners	Dry-Cleaning Fluid	Mothballs	Shaving Cream
Alcoholic Drinks	Dye	Mouthwash	Scouring Powder
Ammonia	Epsom Salt	Nail Polish & Remover	Shampoo & Conditioner
Anti Freeze	Fabric Softener	Ointments & Wipes	Shoe Polish
Antiseptic Salves & Ointments	Face Cream	Oven Cleaner	Skin Lotions
Arts & Crafts Supplies	Felt Tip Markers	Paint Stripper & Thinner	Stain Remover
Automotive Products	Flaking & Peeling Paint	Paints, Stains & Varnishes	Suntan Lotions
Bathtub & Tile Cleaner	Flavoring Extracts	Permanent-wave Preparations	Soap & Soap Powder
Batteries	Flea Powder	Peroxides	Sulfuric Acid
Birth Control Pills	Furniture Polish	Pesticides & Herbicides	Swimming Pool Chemicals
Bleach	Gasoline	Pet Meds & Vitamins	Tobacco
Boric Acid	Grease Remover	Petroleum Products	Toilet Blue & Cleaners
Bubble Baths, Oils, & Salts	Hair Dye & Hair Care Products	Plant Food	Turpentine
Charcoal Fire Starter	Hand Sanitizer	Seeds & Bulbs	Toothpaste
Cigarettes, Cigars, & Other Tobaccos	Ink	Powders “Baby & Body”	Toothpicks
Cleaning Products & Cleansers	Insulation	Prescription and Over-the-counter Medications	Vinegar
Cologne & Perfumes	Kerosene	Prewash Treatments	Vitamins - ALL, but especially IRON
Cooking Wine	Lawns — Chemically Treated	Rodent & Insect Poisons	Wart Remover
Cosmetics	Laxatives		Water Softener Salt
Denture Cleaner	Lead Pencils		Weed Killer
	Lighter Fluid		Window Cleaner
	Lighters		Wood Preservative
	Liniments		
	Lye		



# POISON PREVENTION - IN HOME PLANTS

Plant and tree safety tips:

- ♥ Keep all house plants out of your child's reach
- ♥ Teach children not to taste, play with, or eat non-food plants both indoors and outdoors
- ♥ Teach children to never put mushrooms, berries, leaves, flowers, stems, bulbs or seeds in their mouths
- ♥ Know the names of all your plants - indoor and outdoor
- ♥ Label each plant with its common and botanical names
- ♥ Never assume a plant is non-toxic because birds or wildlife eat it
- ♥ Call your Poison Control Center for treatment information when a poisoning occurs

## SAFE HOME AND GARDEN PLANTS AND TREES

The plants and trees listed here are considered nontoxic or non-poisonous. Plants that are commonly known by more than one name have been listed under each name. Harmful side effects from eating or handling these plants are unlikely; however, any plant may cause an unexpected reaction in sensitive persons.

**Abelia**  
**Abyssinian**  
**Sword Lily**  
**African Daisy**  
**African Palm**  
**African Violet**  
**Air Plant**  
**Aluminum Plant**  
**Aralia**  
**Araucaria**  
**Asparagus Fern**  
**Aspidistra**  
**Aster**  
**Baby's Tears or**  
**Baby's Breath**  
**Bachelor Buttons**  
**Bamboo Palm**  
**Begonia**  
**Birds' Nest Fern**  
**Blood Leaf Plant**  
**Boston Ferns**  
**Bougainvillea**  
**Bromeliads**

**Burro's Tail**  
**California Holly**  
**California Poppy**  
**Camellia**  
**Cast Iron Plant**  
**Christmas Cactus**  
**Corn Plant**  
**Crab Apples**  
**Creeping Charlie**  
**Creeping Jennie**  
**Dahlia**  
**Daisies**  
**Dandelion**  
**Day Lily**  
**Dogwood**  
**Donkey Tail**  
**Dracaena or**  
**Dragon Tree**  
**Easter Lily**  
**Echeveria**  
**Eugenia**  
**Gardenia**  
**Geranium**

**Grape Ivy**  
**Hedge Apples**  
**Hens and Chicks**  
**Honeysuckle**  
**Hoya**  
**Jade Plant**  
**Kalanchoe**  
**Lily (Day,**  
**Easter, Tiger)**  
**Lipstick Plant**  
**Lysima**  
**Magnolia**  
**Maidenhair Fern**  
**Marigold**  
**Moneywort**  
**Monkey Plant**  
**Monkey Puzzle**  
**Norfolk Island Pine**  
**Pansy**  
**Parlor and**  
**Paradise Palm**  
**Peperomia**  
**Petunia**

**Piggyback Plant**  
**Prayer Plant**  
**Purple Passion**  
**Pyracantha**  
**Rose**  
**Rubber Plant**  
**Sansevieria**  
**Schefflera**  
**Sensitive Plant**  
**Sentry Palm**  
**Silver Dollar Plant**  
**Spider Plant**  
**Swedish Ivy**  
**Umbrella**  
**Violets**  
**Wandering Jew**  
**Wax Plant**  
**Weeping Fig**  
**Weeping Willow**  
**Wild Onion**  
**Zebra Plant**

**POISON CONTROL CENTER: 1.800.222.1222**

Visit [www.illinoispoisoncenter.org](http://www.illinoispoisoncenter.org) for additional information.

# HOME SAFETY TIPS - INDOOR & OUTDOOR

## Cribs (to help reduce the risk of SIDS)

- ♥ Place baby on back with a firm tight-fitting mattress
- ♥ Do not use pillows, quilts/blankets, stuffed toys, or pillow-like bumper pads
- ♥ Use only a fitted bottom sheet specifically made for the crib
- ♥ Slats should be no more than 2 3/8 inches apart (width of a soda can)
- ♥ Be sure crib is properly put together — check for improperly installed screws, brackets and other hardware
- ♥ Corner posts should be under 1/16th of an inch high so baby's clothing cannot catch
- ♥ Play Yards/Playpens — Follow set up directions and ensure that latches and hinges are tight — keep directions
- ♥ Keep baby in your view and never leave them unattended
- ♥ Once baby can stand, remove toys they could use to climb out
- ♥ Do not add extra blankets, bedding or extra mattresses

## High-chairs

- ♥ Always buckle baby in with a waist strap and one between the legs
- ♥ Straps should not be attached to the tray
- ♥ Make sure tray is securely locked, and check that baby's hands are out of the way
- ♥ Never leave baby alone when in the chair

## Strollers

- ♥ Always use the safety belt or harness to restrain child and prevent tipping
- ♥ Be sure frame-locking mechanism is properly engaged to prevent collapse
- ♥ Do not overload stroller or hang items from stroller handle, they can cause the stroller to tip over
- ♥ Lock the stroller when stopped to prevent rolling
- ♥ Do not use with a child heavier than manufacturer's weight limit
- ♥ Never use a pillow, folded quilt/blanket as a mattress, they could cause suffocation

## General Home

- ♥ Install carbon monoxide and fire detectors
- ♥ Make sure all doors lock from the inside
- ♥ Replace doorstops with a child safe one — free from removable caps, springs or sharp edges

## Bathroom

- ♥ A spout cover will prevent bumps and bruises
- ♥ Use a bath mat or have a non-slip surface to prevent slipping in the tub
- ♥ A bath thermometer will help ensure water is at a safe temperature
- ♥ **NEVER** leave a child unattended

## GENERAL OUTDOOR SAFETY

### Yard Safety

- ♥ Remove plants that are poisonous or may attract bees
- ♥ Fix or replace decaying steps and deck boards
- ♥ Cover all window wells
- ♥ Fence-in the yard if allowed and lock gates
- ♥ Cut low branches of trees so they cannot be climbed

### Safety in the play area

- ♥ Don't use toxic pesticides or other harsh chemical garden products
- ♥ Be sure the area is well-drained
- ♥ Be sure angles or openings are large enough not to entrap a child's head or body

## **Drowning can happen in a matter of minutes and it doesn't matter if you have an in-ground pool or small, child-size wading pool. Pool safety tips:**

- ♥ Children should never enter the pool area without an adult swimmer present
- ♥ Chemicals and equipment should be stored away from where children can access them
- ♥ **NEVER** leave a child unattended in the pool area

## **Bicycle Safety**

- ♥ Children must wear helmets — set an example by wearing a helmet yourself
- ♥ Find a safe place to ride — younger children should only ride on the sidewalk
- ♥ Children should wear bright colors so they can be seen easily
- ♥ Obey traffic signs and signals

Consult the “Illinois Bicycle Rules of the Road Booklet” and other safety publications here:  
[www.cyberdriveillinois.com/publications/kidspub.html](http://www.cyberdriveillinois.com/publications/kidspub.html)

The City of Chicago offers a free booklet called “Kids on Bikes”. You can download it here:  
[www.cityofchicago.org/dam/city/depts/cdot/bicycling/publications/kids\\_chicago\\_english.pdf](http://www.cityofchicago.org/dam/city/depts/cdot/bicycling/publications/kids_chicago_english.pdf)

## **CAR AND TRANSPORTATION SAFETY**

### **General Safety Advice**

- ♥ Avoid thick or puffy coats in the car seat (use a blanket)
- ♥ Make sure car seat straps are snug and secure
- ♥ Keep any toys or blankets that can be a choking or suffocation hazard out of child's reach while in car seat
- ♥ Ensure your car seat is properly installed

**Car Seat Safety Check:**  
[www.seatcheck.org](http://www.seatcheck.org)  
or call 1.866.732.8243

### **Infants (Birth to 2 years)**

- ♥ Use a rear-facing-only infant seat or rear-facing convertible seat
- ♥ Always adhere to height and weight limits set by manufacturer of the seat

### **Preschoolers/Toddlers (2 to 4 years, over 20 pounds and up to 40 pounds)**

- ♥ Convertible seat used forward-facing (after outgrowing rear seat recommendations)
- ♥ Use forward-facing only seat or high-back booster with internal harness as long as possible, and ALWAYS follow height and weight limits by manufacturer)

### **Young/School Aged Children (4 to 8 years, 40-80 pounds and under 4ft. 9 in.)**

- ♥ Use a booster seat with adult lap and shoulder belts in the back seat
- ♥ Shoulder belt should NEVER be placed under the arm or behind the back
- ♥ Lap belt should rest low across the lap/upper thigh area, and not across the stomach
- ♥ Children under 13 years should ALWAYS ride in the back seat

## **FIRST AID & TREATMENT FOR CHILDREN**

Keep a first-aid kit in the home, and near play areas. A travel kit is also good to take with you on the go

### **Poison Emergency in the Mouth**

- ♥ Do NOT make the child vomit or give them something to eat or drink unless the poison control center instructs you to do so
- ♥ Call the poison center

### **Poison Emergency on the Skin**

- ♥ Take off any clothes that have poison on them and wash separately
- ♥ Rinse skin well with water. Then wash the skin gently with soap and water.
- ♥ Call the poison center

### **Poison Emergency in the Eye**

- ♥ Rinse eyes with water for 15 minutes
- ♥ Open and close the eyes while rinsing
- ♥ Call the poison center


### **Poison Emergency in the Air**

- ♥ Open windows and doors to let in fresh air
- ♥ Leave area and move to breath fresh air
- ♥ Call the poison center
- ♥ Prevent poisonings (i.e. carbon monoxide) by installing detectors
- ♥ Install fire/smoke alarms

## **FOR ADDITIONAL EMERGENCY AID INFORMATION PLEASE VISIT:**

[www.parents.com/health/injuries](http://www.parents.com/health/injuries)

## CHILDPROOFING SAFETY SOLUTIONS



**Gates:** Gates keep children safely off stairways, and prevent them from getting into other potentially dangerous areas.

We use a variety of gates for different situations, and can even customize them to work with your unique environment.

Mounting Kits and custom clamps are used to avoid damage to banisters and existing structures. We custom design, build, and stain to match your home decor and woodwork.



**Retractable gate** — Save space by using a retractable gate with our custom mounting kit and clamps.



**Windows & Doors:** We use a variety of high-quality products for window and door safety. Use a window cord safety cleat to keep blind cords out of a child's reach. A door lock for a closet can help keep children's fingers from getting pinched on hinges. Window locks prevent a child from opening a window and potentially falling out. We are also able to lock roll out windows.



**Bathroom:** We use a variety of safety products for the bathroom. A toilet seat lid lock protects children from water accidents, as well as keeps home plumbing safe. Spout covers keep a child's head safe from bumps and bruises. We also use a tub wall cushion to protect children and provide cushioning for parent's ribs and elbows when they lean over the tub.



**Furniture:** Children love to climb! We have fantastic products to protect your child from furniture hazards. Most importantly, furniture brackets anchor heavy items to the wall to avoid tipping when the child pulls up on them (used on shelves, TV's, dressers, etc). Foam and corner edging helps keep children from bumping their head or face on sharp tables and other hard edges.



**Cabinet & Door Locks:** These keep children out of drawers and cabinets which may contain unsafe items (such as scissors, batteries, box cutters, knives, and small items that could be a choking hazard). They also help prevent drawers from getting pulled out, and little fingers from getting smashed.

We use only the safest and most effective locks.



**Electrical:** We use a variety of products for electrical safety. Self-closing outlet covers prevent little fingers from exploring. Power-strip covers keep them from playing with cords and keep them out of danger. Box style covers are used for large plugs.

We can customize creative solutions to keep cords organized and out of reach.



**Fireplace:** A hearth gate will keep children out of the fireplace area, while a door guard keeps them from opening hinged fireplace doors. These gates configure to the unique design of your living space and safe installation will ensure no damage to your home.

# CUSTOM INSTALLATIONS



Retractable mesh gate




Blocking off extra-long area





Custom mount gate installation for glass



Custom designed mounting solutions for gates



Custom polycarb installation helps prevent falls

# FEATURED PRODUCTS AND INSTALLATIONS



Protect your child's head and face during bath time with a bath pad



Toilet locks keep your little explorer and toilet safe



Door locks prevent children from entering off-limit areas



Edging for fireplaces and tables



Avoid bumps, scrapes, and choking hazards by eliminating access to the fireplace



# HIRE A PROFESSIONAL CHILDPROOFER

- ♥ After evaluating thousands of homes over the years, we are uniquely qualified to understand and assess all potential safety issues
- ♥ As professional childproofers, we have training and knowledge in child safety issues and are insured and certified by the International Association for Child Safety®
- ♥ We install all child safety products and know what works and what does not and why
- ♥ Most safety gates are designed to work in a limited space. A professional childproofer has the expertise and ability to understand and adapt the products to fit your needs safely
- ♥ We only use gates built like your babies crib, straight slats that cannot be climbed.
- ♥ We safely install products with no damage to your home or decor
- ♥ We continue to research the best products on the market and use the safest and most effective tools
- ♥ We offer a variety of safety products and solutions, and do not only carry one specific brand name
- ♥ We determine the safest and best solutions for your home (i.e. electrical outlet covers, gates)
- ♥ Our products will meet or exceed all standards of the Juvenile Product Manufacturers Association and The International Association for Child Safety®
- ♥ Professional childproofers have creative products and installation solutions based on the unique design elements of your home
- ♥ A & H Childproofers guarantees all work and products for as long as you have children in the home, NOT 90 days OR one year, but **FOREVER!**

## RESOURCES

American Academy of Pediatrics  
[www.aap.org](http://www.aap.org)

Ann & Robert H. Lurie Children's  
Hospital of Chicago  
[www.luriechildrens.org](http://www.luriechildrens.org)

Car Seat Safety Check  
[www.seatcheck.org](http://www.seatcheck.org) // 1.866.732.8243

Center for Disease Control  
[www.cdc.gov](http://www.cdc.gov)

Illinois Department of Transportation  
[www.dot.state.il.us](http://www.dot.state.il.us) // 217.524.5338

Know your plants - California Poison Control  
[www.calpoison.org/topics/plant](http://www.calpoison.org/topics/plant)

Illinois Poison Control Center  
[www.illinoispoisoncenter.org](http://www.illinoispoisoncenter.org)  
1.800.222.1222

International Association for Child Safety®  
[www.iafcs.org](http://www.iafcs.org)

National Safety Council  
[www.nsc.org](http://www.nsc.org)

Home Safety Council - Safe Kids USA  
[www.homesafetycouncil.org](http://www.homesafetycouncil.org)

University of Chicago Comer Children's Hospital  
[www.uchicagokidshospital.org](http://www.uchicagokidshospital.org)

US Consumer Product Safety Commission  
[www.cpsc.gov](http://www.cpsc.gov)

## ABOUT A & H CHILDPROOFERS

A & H Childproofers was established in 1993 by Arvey Levinsohn with the support of his family. We have provided thousands of parents with expert advice to create a safer home for their children.

With over 25 years of professional experience, we are happy to bring expert advice and safety services to Chicago and surrounding areas. Our free consultations will help you learn about potential dangers and ease your mind. A & H is proud to educate and serve our community year after year.

Our expert advice has been featured on CBS News, NBC News, in the Chicago Tribune and Cranes Business..

## CERTIFICATION AND MEMBERSHIP

Arvey Levinsohn has earned the

### **Advanced Certified**

### **Professional Childproofers®**

designation from the International Association for Child Safety®.



The certification program incorporates safety standards and best practices related to injury prevention, safety products and installation. Please visit [www.iafcs.org](http://www.iafcs.org) to learn more.

**A & H Childproofers is a member of THE INTERNATIONAL ASSOCIATION FOR CHILD SAFETY® and has passed the home hazards test.**

The first professional childproofing company was established in California in 1982. Unintentional death of children 14 and under, dropped 39% in the years that followed. This illustrates the effectiveness of injury prevention measures.

The reality is, accidents will happen! No matter how close you watch, a child's curiosity and increased mobility will eventually get the best of you. The results can be physically and emotionally painful for your child and family.

There is no guarantee of an injury-free home, however, there are some simple steps you can take to minimize the occurrence and severity of these possible accidents and injuries.

**All safety products are rated for up to 24 months of age.**

**15% OFF  
INSTALLATION**

present this discount to  
your child safety expert

A+ rating from the Better Business Bureau and Angie's List

# FREE HOME SAFETY CONSULTATION




(847) 650-2519 | [ahchildproofers.com](http://ahchildproofers.com)

Our **Advanced Certified Professional Childproofers®** will complete a full walk through of your home, explain all potential safety hazards and offer expert recommendations. We will leave you with a room by room breakdown of what is necessary to make your home a safer place for your family.



**A&H CHILDPROOFERS GUARANTEES ALL WORK AND PRODUCTS FOR AS LONG AS YOU HAVE CHILDREN IN THE HOME, NOT 90 DAYS OR ONE YEAR, BUT FOREVER!**

## CONNECT WITH US!

-  [FACEBOOK.COM/CHILDPROOFERS](https://www.facebook.com/childproofers)
-  [INSTAGRAM.COM/AHCHILDPROOFERS](https://www.instagram.com/ahchildproofers)
-  [TWITTER.COM/AHCHILDPROOFERS](https://www.twitter.com/ahchildproofers)



We offer childproofing services and safety seminars for your group or organization. Please contact us for more information.